






















Mapping Skills



Map Symbols Used in Atlases

The symbols below are ones frequently seen on most maps. Label each one neatly.

- | | | | |
|---|-------|--|-------|
| 1.  | _____ | 11.  | _____ |
| 2.  | _____ | 12.  | _____ |
| 3.  | _____ | 13.  | _____ |
| 4.  | _____ | 14.  | _____ |
| 5.  | _____ | 15.  | _____ |
| 6.  | _____ | 16.  | _____ |
| 7.  | _____ | 17.  | _____ |
| 8.  | _____ | 18.  | _____ |
| 9.  | _____ | 19.  | _____ |
| 10.  | _____ | 20.  | _____ |

Draw other symbols that you find in an atlas.